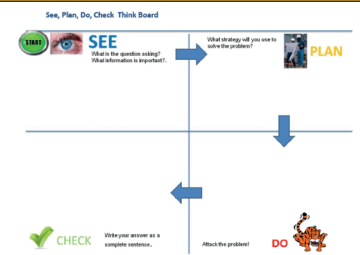


PROBLEM SOLVING STRATEGIES

Problem-solving strategies are explicitly taught and developed in a meaningful way through Number Talks. They are an essential aspect of efficient mental computation and strategies which requires you to identify the problem, select the right process to approach it and follow a plan tailored to the specific problem you are trying to solve.




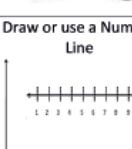

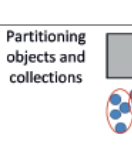
**Junior School Maths
Problem Solving**

See, Plan, Do, Check, Think Board


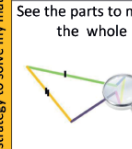
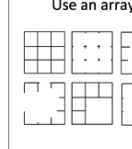
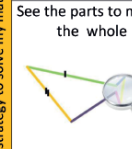
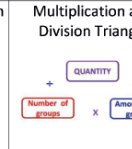
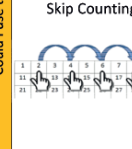
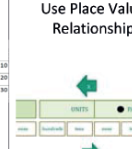


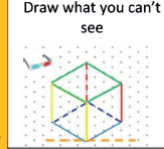

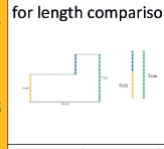











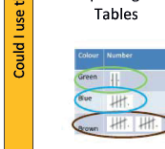

















SEE	What is the question asking? What information is important?
PLAN	What strategy will you use to solve the problem?
DO	Attack the problem! Is your plan working? Do you need a new strategy?
CHECK	Have you used all the useful information? Does the answer make sense? Have you met all the conditions in the question? Have you checked your answer in another way? Write your answer as a complete sentence.

Could I use this strategy to solve my maths problem?

Act it Out 	Draw a Diagram 
Use a 100 board to see the pattern 	Draw or use a Number Line 
Part Part Whole 	Partitioning objects and collections 

Could I use this strategy to solve my maths problem?

Partitioning Standard  Non standard 	Use an array 
See the parts to match the whole 	Multiplication and Division Triangle 
Skip Counting 	Use Place Value Relationship 

<p style="writing-mode: vertical-rl; transform: rotate(180deg);">Could I use this strategy to solve my maths problem?</p> <table border="1" style="width: 100%; border-collapse: collapse;"> <tr> <td style="width: 50%;"> Draw what you can't see  </td> <td style="width: 50%;"> Percentage Discount  </td> </tr> <tr> <td style="text-align: center;"> Use a colour coding for length comparison  </td> <td style="text-align: center;"> Dot Plot  </td> </tr> <tr> <td style="text-align: center;"> Use a Column Graph  </td> <td style="text-align: center;"> Use a table to record the pattern <table border="1" style="width: 100%; border-collapse: collapse;"> <tr><td>X</td><td></td><td></td><td></td></tr> <tr><td>Y</td><td></td><td></td><td></td></tr> </table> </td> </tr> </table>	Draw what you can't see 	Percentage Discount 	Use a colour coding for length comparison 	Dot Plot 	Use a Column Graph 	Use a table to record the pattern <table border="1" style="width: 100%; border-collapse: collapse;"> <tr><td>X</td><td></td><td></td><td></td></tr> <tr><td>Y</td><td></td><td></td><td></td></tr> </table>	X				Y				<p style="writing-mode: vertical-rl; transform: rotate(180deg);">Could I use this strategy to solve my maths problem?</p> <table border="1" style="width: 100%; border-collapse: collapse;"> <tr> <td style="width: 50%;"> Use a Fraction Benchmark Number Line  </td> <td style="width: 50%;"> Look for a Pattern  </td> </tr> <tr> <td style="text-align: center;"> Use a number ladder to see the pattern  </td> <td style="text-align: center;"> Split Strategy  </td> </tr> <tr> <td style="text-align: center;"> Interpreting Data Tables  </td> <td style="text-align: center;"> Sub Task (Multi-Step)  </td> </tr> </table>	Use a Fraction Benchmark Number Line 	Look for a Pattern 	Use a number ladder to see the pattern 	Split Strategy 	Interpreting Data Tables 	Sub Task (Multi-Step) 
Draw what you can't see 	Percentage Discount 																				
Use a colour coding for length comparison 	Dot Plot 																				
Use a Column Graph 	Use a table to record the pattern <table border="1" style="width: 100%; border-collapse: collapse;"> <tr><td>X</td><td></td><td></td><td></td></tr> <tr><td>Y</td><td></td><td></td><td></td></tr> </table>	X				Y															
X																					
Y																					
Use a Fraction Benchmark Number Line 	Look for a Pattern 																				
Use a number ladder to see the pattern 	Split Strategy 																				
Interpreting Data Tables 	Sub Task (Multi-Step) 